

INFINITE SERIES™

VERTICAL FLATWALL

The Infinite Series™ headwall is designed to eliminate space limitations encountered in facilities today. It has been proven to be an efficient way to streamline your patient services in a unique vertical configuration at the bedside.

FEATURES AND BENEFITS

Easily accessible for caregivers, no reaching over patients

Customizable to service two beds

This vertical headwall can be customized for services in a variety of configurations

Available in any width or length, with many surface laminate color finishes to choose from

Two accessory rails that can accommodate a wide variety of accessories

Ability to accommodate almost any layout of medical gas outlet, electrical and communication devices

Piping and wiring manifolded to a single point connection

Removable front panels for easy maintenance

Lift & drop technology for easy access

Available in recessed or surface mount

Patent pending customizable built in light (Optional)



Double Flat Wall with Valance

AREA OF USE

Patient Recovery Room

Emergency Room

ICU


LDR

NICU


Over 2000 custom laminate colors available to choose from. Contact your SMP rep for details.




Wild Cherry



Natural Oak



Acajou Mahogany



Blossom Cherry



Smoky Brown Pear






RENO SERIES™

The Reno Series™ Headwalls are designed to eliminate costly and time consuming health-care room upgrades. It has been proven to be an efficient way to add any alarm, valve-box, gas control panel or new outlet configuration to any patient room or hallway.

FEATURES AND BENEFITS

- Save on costly labor for new add-on of pipeline equipment
- Less drywall mess, surface mount to any existing wall
- Available in any width or length
- Various laminate color finishes to choose from
- Accessory rails that can accommodate a wide variety of accessories
- Piping and wiring manifolded to a single point connection
- Piping and wiring manifolded to a single point connection
- Removable front panels for easy maintenance
- Patent pending customizable built in light (Optional)



Contact your SMP rep for details



Solutions Start Here