

CLICK STYLE



SMP-VST-308
LARGE SIZE

BODY SIZE (cm)

Small Size:	7.5 cm
Medium Size:	13 cm
Large Size:	15.5 cm



SMP-VST-305
MEDIUM SIZE



SMP-VST-AM2
SMALL SIZE

FEATURES AND BENEFITS











- With built-in flowmeter
- Output pressure is fixed at 50 psi.
- Use UL certified gauge
- Can be applied for various types of O2 cylinder, with high quality and low repair rate.
- The flow output accuracy is within ± 10% which meets medical standard, with GMP, ISO13485 & CE certificates

SPECIFICATIONS

Material:	Internal brass parts, and aluminum surface.
Output pressure:	50 psi fixed
Gauge display	0 - 600 mmHg (Above 600 mmHg will display as FULL)
Flow rate:	0-4 lpm 0-8 lpm 0-15 lpm 0-25 lpm

Various types of inlet connection can be selected.
Accessories: Humidifier and Cannula



INLET CONNECTION & FLOW		SMALL SIZE	REGULAR SIZE	LONG SIZE	
	CGA540	0-8 lpm	SMP-VST-107	SMP-VST-104	SMP-VST-101
		0-15 lpm	SMP-VST-108	SMP-VST-105	SMP-VST-102
		0-25 lpm	SMP-VST-109	SMP-VST-106	SMP-VST-103
	CGA870 BODY	0-8 lpm	SMP-VST-301	SMP-VST-304	SMP-VST-307
		0-15 lpm	SMP-VST-AM2	SMP-VST-305	SMP-VST-308
		0-25 lpm	SMP-VST-303	SMP-VST-306	SMP-VST-309
	CGA870 YORK	0-8 lpm	SMP-VST-320	SMP-VST-323	SMP-VST-325
		0-15 lpm	SMP-VST-321	SMP-VST-311	SMP-VST-326
		0-25 lpm	SMP-VST-322	SMP-VST-324	SMP-VST-327
	ROTARY CGA870 YORK	0-8 lpm	SMP-VST-328	SMP-VST-330	SMP-VST-333
		0-15 lpm	SMP-VST-316	SMP-VST-331	SMP-VST-334
		0-25 lpm	SMP-VST-329	SMP-VST-332	SMP-VST-335
	CGA992	0-8 lpm	SMP-VST-207	SMP-VST-204	SMP-VST-201
		0-15 lpm	SMP-VST-208	SMP-VST-205	SMP-VST-202
		0-25 lpm	SMP-VST-209	SMP-VST-206	SMP-VST-203
	CGA992 (HAND-TIGHT WHEEL)	0-8 lpm	SMP-VST-214	SMP-VST-216	SMP-VST-218
		0-15 lpm	SMP-VST-211	SMP-VST-210	SMP-VST-219
		0-25 lpm	SMP-VST-215	SMP-VST-217	SMP-VST-220
	DIN447	0-8 lpm	SMP-VST-407	SMP-VST-404	SMP-VST-401
		0-15 lpm	SMP-VST-408	SMP-VST-405	SMP-VST-402
		0-25 lpm	SMP-VST-409	SMP-VST-406	SMP-VST-403
	DIN447 (HAND-TIGHT WHEEL)	0-8 lpm	SMP-VST-428	SMP-VST-431	-
		0-15 lpm	SMP-VST-429	SMP-VST-432	-
		0-25 lpm	SMP-VST-430	SMP-VST-433	-
	JAPANESE INLET	0-8 lpm	SMP-VST-008	SMP-VST-005	SMP-VST-001
		0-15 lpm	SMP-VST-009	SMP-VST-006	SMP-VST-002
		0-25 lpm	SMP-VST-010	SMP-VST-007	SMP-VST-003
	JAPANESE INLET (HAND-TIGHT WHEEL)	0-8 lpm	SMP-VST-023	SMP-VST-025	SMP-VST-027
		0-15 lpm	SMP-VST-011	SMP-VST-013	SMP-VST-028
		0-25 lpm	SMP-VST-024	SMP-VST-026	SMP-VST-029